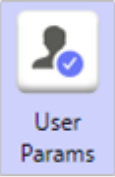


User Params

This function is one of Interactive Operation. You can find the movie in [ARGOS RPA+ video tutorial](#).

Need help?


Technical contact to tech@argos-labs.com

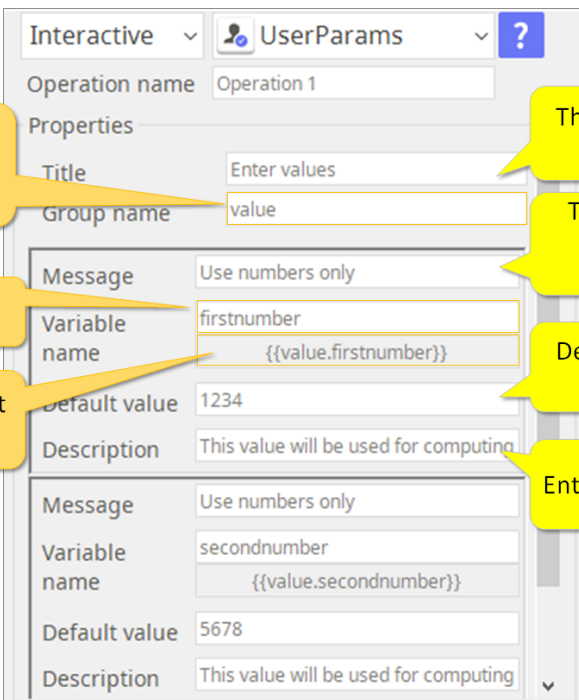
	User Params Primary Features This is an interactive operation that displays a pop-up windows asking user to enter parameters to be used in the automation.
---	--

May you search all operations,

- **Actions**
- **Verifications**
- **System Calls**
- **Plugins**

How to set parameters

 Variable to store entries must be defined at this operation.



Group name of the variable here. Variable must be defined here to store the entry(s).

Define variable name here.

Copy this variable and use at the operations that follows.

This shows as the main title of the pop-up window.

This shows as label to the individual text box (17 chars max).

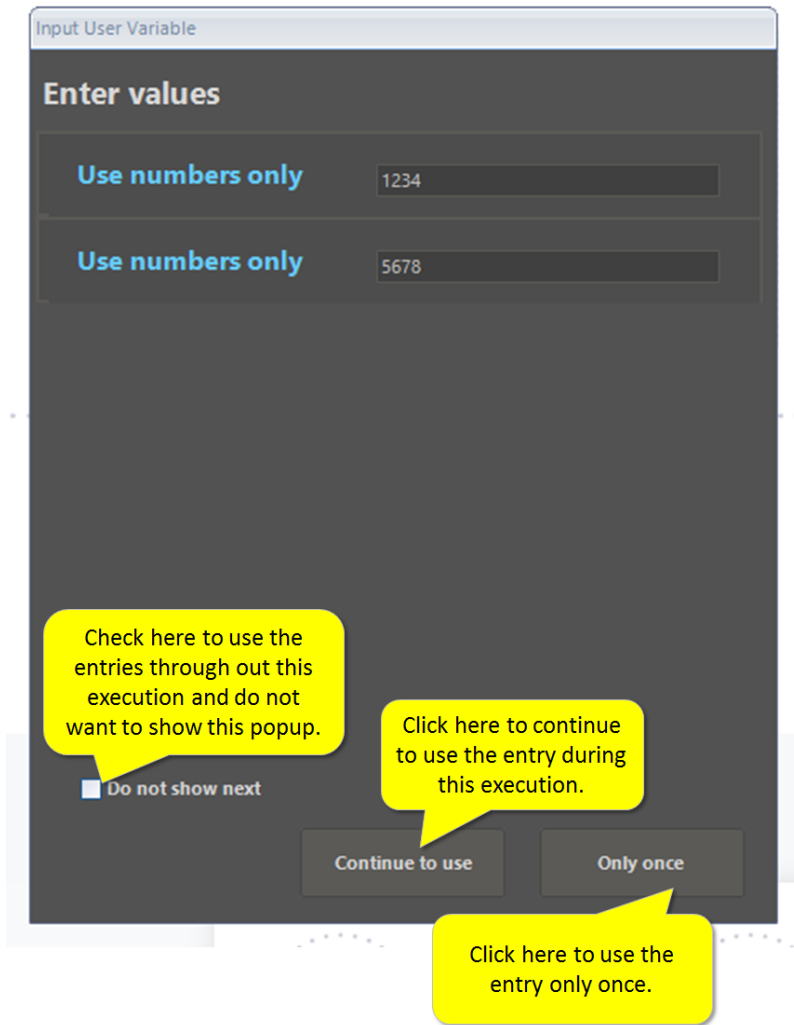
Default (example) entry will show in the text box.

Enter description for your memo.

Interactive	UserParams
Operation name	Operation 1
Properties	
Title	Enter values
Group name	value
Message	Use numbers only
Variable name	firstnumber {{value.firstnumber}}
Default value	1234
Description	This value will be used for computing
Message	Use numbers only
Variable name	secondnumber {{value.secondnumber}}
Default value	5678
Description	This value will be used for computing

Text from Image

Actual pop-up appears like this.



Text from Image

All Interactives
<ul style="list-style-type: none">• Beep• Dialogue• User Params