


Delay

This function is one of Action Operation. You can find the movie in ARGOS RPA+ video tutorial.

Need help?

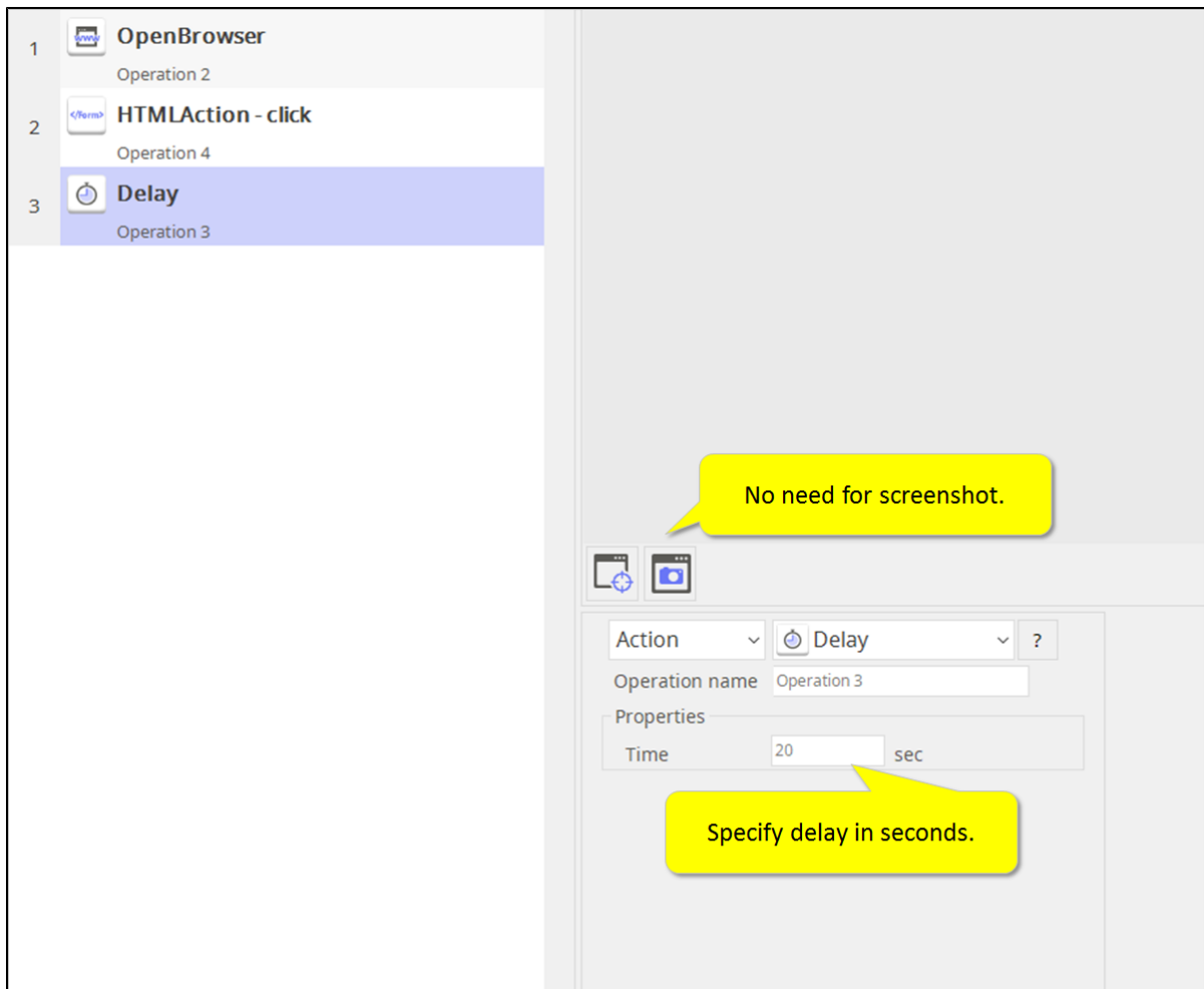
Technical contact to tech@argos-labs.com


 Delay	Delay Waits before executing next operation.
--	--


May you search all operations,


- Verifications
- System Calls
- Interactives
- Plugins


- Setting the Parameters



1  **OpenBrowser**
Operation 2

2  **HTMLAction - click**
Operation 4

3  **Delay**
Operation 3

Action  Delay ?

Operation name Operation 3

Properties

Time 20 sec

No need for screenshot.

Specify delay in seconds.

- Use of Delay as Go To destination

1 **OpenBrowser**
Operation 2

2 **HTMLAction - click**
Operation 4

3 **ImageMatch**
Operation 5

4 **ShortcutKeys**
Operation 6

5 **Goto [1] - [7] Operation 3**
Operation 7

6 **ShortcutKeys**
Operation 8

7 **Delay**
Operation 3

8 **CompareValue**
Operation 9

Action ?
 Operation name
 Properties
 Time sec

In this example, a **conditional branch logic** has been set at Operation #3 [Image Match]. **True** executes Operation #4 [Shortcut Key] and **false** executes Operation #6 [Shortcut Key].

In case of True, Operation #5 [Go To] is used to skip Operation #6 after executing #4 and the destination of the [Go To] is [Delay].

[Click here for tips for using 'Goto' inside your Repeat loop.](#)

All Actions
<ul style="list-style-type: none"> • Clear Cache • Click and Focus • Delay • End of Scenario • End of Step • Excel Basics • Goto • HTML Action • Java Script • Locate Image • OCR • Open Browser • Repeat • Scroll • Select Window • Send Email • Set Variables • Shortcut Keys • Text Input • Window Object

